

Georgetown County Sheriff's Office Annual Report 2008



Sheriff A. Lane Cribb

**430 North Fraser St.
Georgetown S.C. 29440**

**Mailing Address
PO Box 1292 Georgetown S.C. 29442**

Phone (843) 546-5102

www.gcsheriff.org

Georgetown County Sheriff's Office Mission Statement

It is the mission of Georgetown County to provide quality services to the general public in a courteous and efficient manner contributing to the health, safety, and welfare of all.

Our primary duty is to protect the life and property of all citizens in Georgetown County. It is the goal of the Georgetown County Sheriff's Office to reduce both crime and the fear of crime throughout Georgetown County. We seek to fortify the public's trust from which our authority is derived.

I. Geographic Area

Georgetown County Geographic Area	814.86 square miles
Inland Waterways in Georgetown Co.	220 miles
Atlantic Ocean Coast Line	Approx. 50 miles
Incorporated Areas	City Of Georgetown Town of Andrews Town of Pawleys Island

Source: S.C. Department of Natural Resources website

II. Demographic Profile

Population: **55,797 (2000 Census)**
60,860 (2006 Estimate)

White	33,307
Black or African American	21,541
Other	949
Population included in the above race categories who are Hispanic	919
Persons per square mile	68.5

Total Housing Units: 28,282

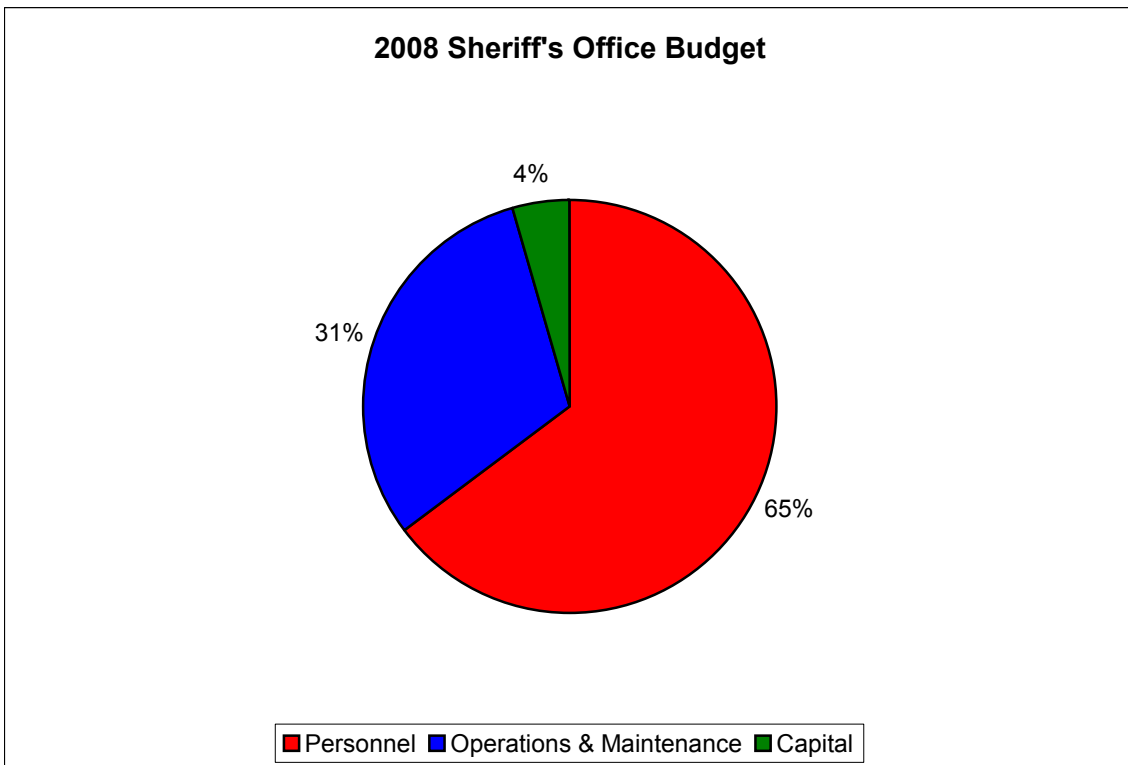
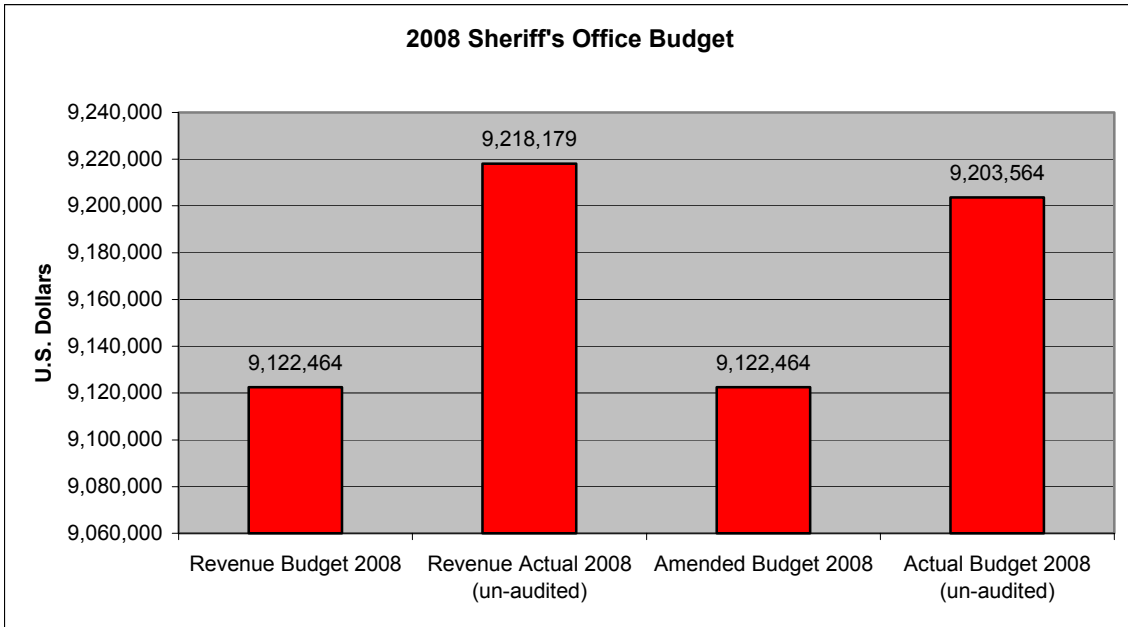
Source: U.S. Census Bureau, Census 2000

III. Sheriff's Office Overview

During the 2008 year, the Georgetown County Sheriff's Office and Detention Center employed 82 sworn deputy positions, 45 correction officer positions and 12 civilian positions. The employees provided the following services and functions: patrol all areas of Georgetown County, respond to calls for service, conduct criminal investigations, investigate illegal narcotic distributions, possession and manufacturing, serve criminal warrants and civil papers, protect and provide security at the courthouse and courts in the county, provide security at area schools, patrol the waterways of Georgetown County, provide security at the Port of Georgetown, operate a homeland security and emergency preparedness program, manage the Georgetown County 9-1-1 Emergency Communications Center, house and secure prisoners in Georgetown County, transport prisoners and mental patients throughout the state and country, and provide other law enforcement functions as needed and prescribed by law.

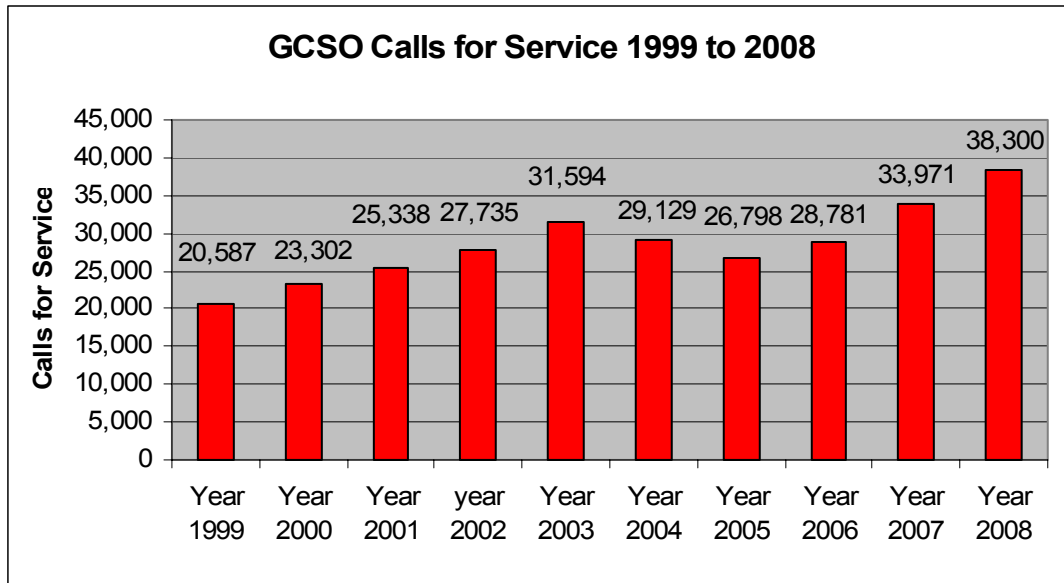
IV. Georgetown County Sheriff's Office Budget

The Georgetown County Sheriff's Office FY 2008 amended budget was \$9,122,464.00, while the FY 2008 actual budget (un-audited) was \$9,203,564.00. Personnel costs accounted for 65% of the GCSO budget. The following graph shows the budgeted revenue, actual revenue, amended budget, and actual budget. The second graph shows the percent breakdown of the GCSO budget.



V. 2008 Georgetown County Sheriff's Office Statistics

The Georgetown County Sheriff's Office responded to **38,300** calls for service in 2008. This was an increase of **13%** over 2007. Below is a comparison of calls for service from 1999 to 2008:



Source: Georgetown County Emergency Communications Center

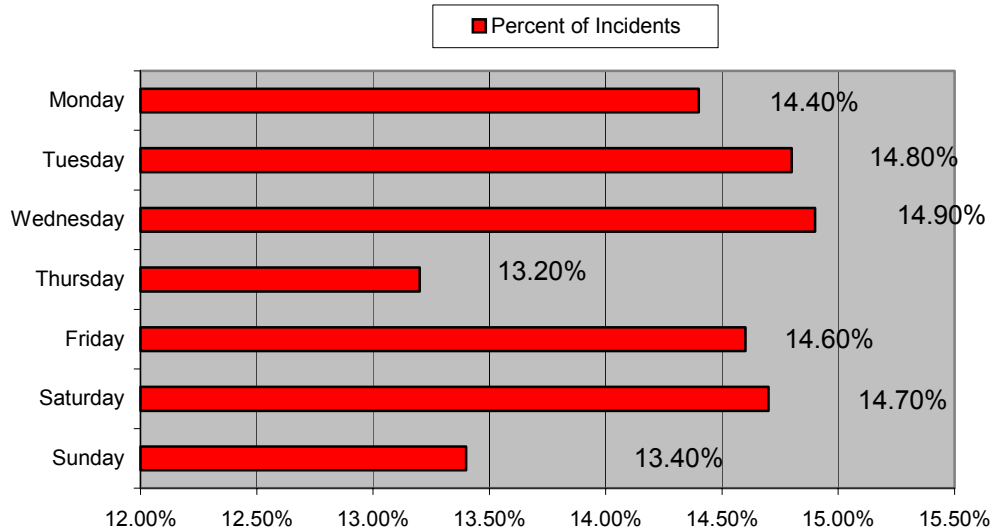
The following is the average number of calls per day for the last eight years:

The average number of calls for service per day for 2001:	69 Calls for Service
The average number of calls for service per day for 2002:	76 Calls for Service
The average number of calls for service per day for 2003:	87 Calls for Service
The average number of calls for service per day for 2004:	80 Calls for Service
The average number of calls for service per day for 2005:	73 Calls for Service
The average number of calls for service per day for 2006:	79 Calls for Service
The average number of calls for service per day for 2007:	93 Calls for Service
The average number of calls for service per day for 2008:	105 Calls for Service

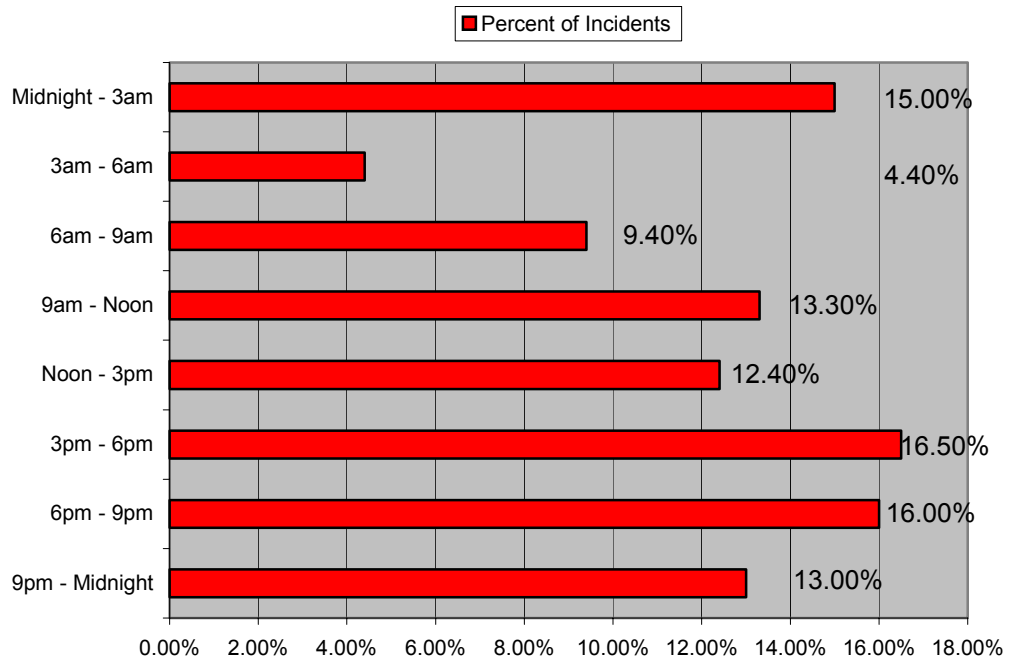
Crime Analysis by Day and Time

The Georgetown County Sheriff's Office answers calls for service 7 days a week, 24 hours a day. The following is the percentage of 2008 GCSO incident reports by day of week and time of day:

Percentage of 2008 GCSO Incident Reports by Day



Percent of 2008 GCSO Incident Reports by Time of Day



Source: Georgetown County Sheriff's Office Visions Computer Software

Incidents Requiring Report

The Georgetown County Sheriff's Office filed **6,878** incident reports in 2008. A deputy files an incident report when a call for service is determined to be criminal, or the call requires documentation. Incident reports are classified by type of incident. There are 79 types of classifications for which an incident report can be filed.

Top 10 Classifications of Incident Reports

The top ten classifications of incidents at the Sheriff's Office for 2008 were:

Incident Classification	% of Total Incidents
1. Larceny*	17.2 %
2. Assaults*	12.3%
3. Information Only*	11.5 %
4. Vandalism*	6.7 %
4. Burglary*	6.7 %
6. Intimidation*	5.4 %
7. Traffic*	4.3 %
8. Drug, Narcotic Violations*	4.2 %
9. Family Offenses Non Violent	3.8 %
10. Harassing Phone Calls	2.7 %

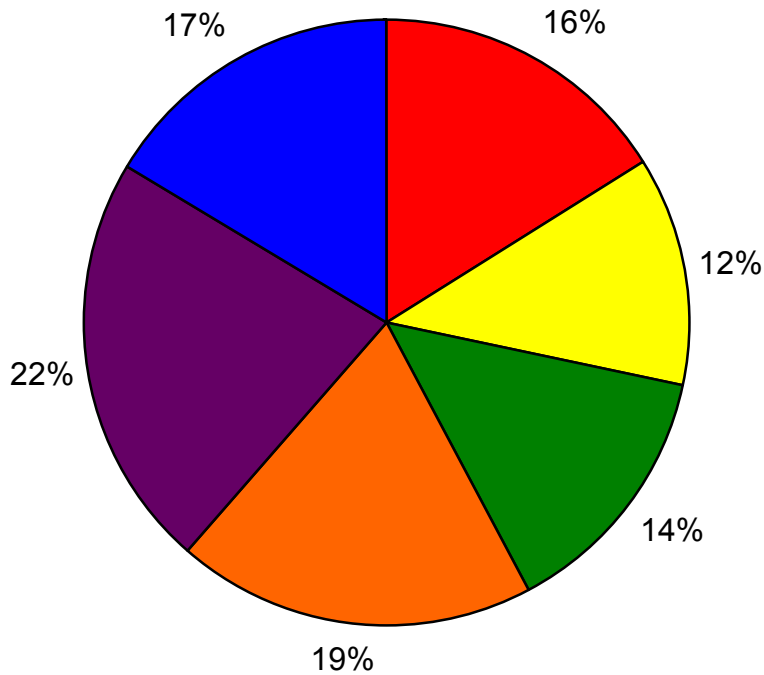
(*) Similar types of incidents among the 79 classifications have been combined

Source: Georgetown County Sheriff's Office Visions Computer Software

Incident Reports by Zones

The Georgetown County Sheriff's Office has divided Georgetown County into 6 zones, which are: Zone 1-Georgetown South / Santee/Sampit Area, Zone 2-Andrews /Lambertown area, Zone 3-Pleasant Hill / Pee Dee /Plantersville/Choppee Area, Zone 4-North Georgetown / DunBar Area, Zone 5- Pawleys Island/Litchfield area, and Zone 6-Murrells Inlet/Garden City area. The following is a percentage breakdown of 6,878 incident reports, by zone:

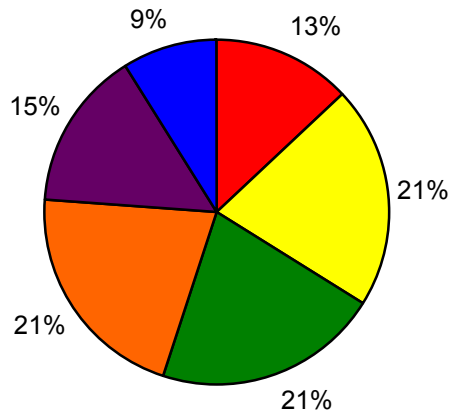
Percent of 2008 Incident Reports by Zone



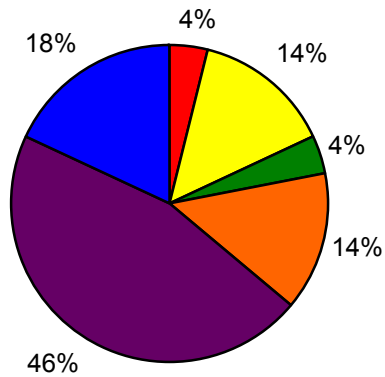
■ Georgetown South/Santee	■ Andrews/Lambertown
■ Pleasant Hill/PeeDee	■ Georgetown North
■ Pawleys Island/Litchfield	■ Murrells Inlet/GardenCity

Source: Georgetown County Sheriff's Office Visions Computer Software

**2008 Rape Cases by Zone
47 Incidents**

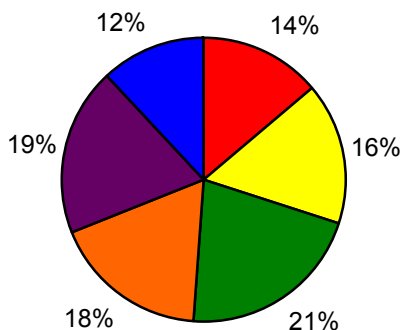


**2008 Robbery Cases by Zone
28 Incidents**

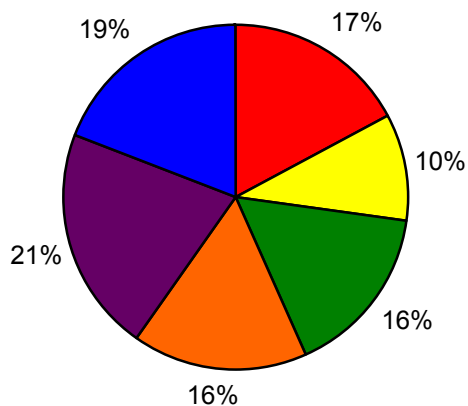


Source: Georgetown County Sheriff's Office Visions Computer Software

**2008 Reported Assault Cases by Zone
849 Incidents**

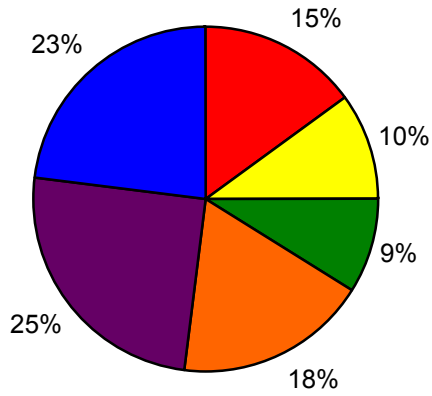


**2008 Reported Burglaries by Zone
462 Incidents**

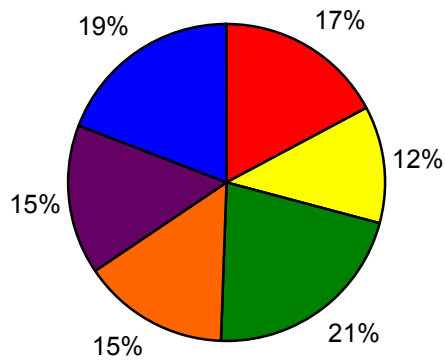


Source: Georgetown County Sheriff's Office Visions Computer Software

**2008 Reported Larceny Cases by Zone
1185 Incidents**

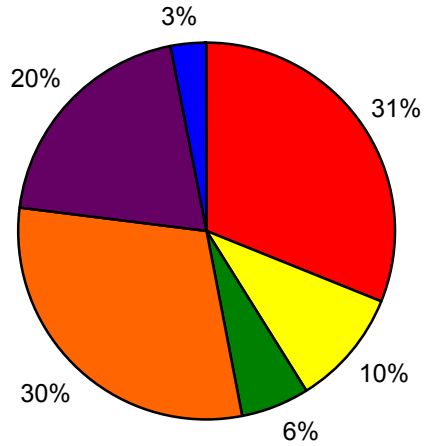


**2008 Reported Cases of Motor Vehicle Theft by Zone
138 Incidents**



Source: Georgetown County Sheriff's Office Visions Computer Software

**2008 Reported Narcotic Cases by Zone
287 Incidents**



Source: Georgetown County Sheriff's Office Visions Computer Software

Crime Clearance Rates

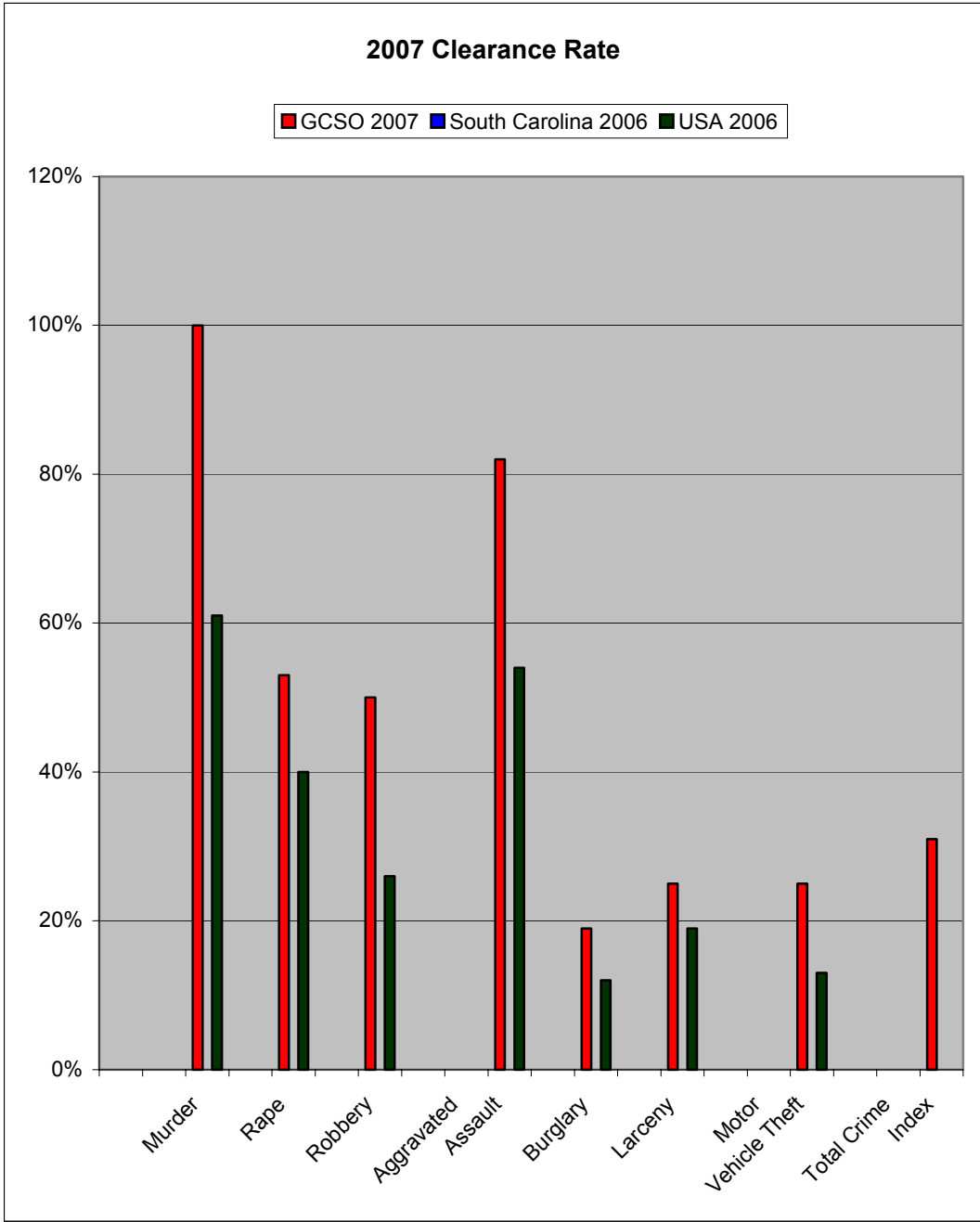
Each year the Georgetown County Sheriff's Office (GCSO) reports to the S. C. Law Enforcement Division and The Federal Bureau of Investigation the number of crimes and the number of cases cleared in the specific categories listed below. The U.S. Department of Justice released the Year 2007 Crime Clearance Rates in October of 2008. The GCSO Crime Clearance rate was above the State of South Carolina and the National rate. Below is a comparison of the crime clearance rates:

<u>Crime</u>	<u>GCSO</u> 2007	<u>USA</u> 2007
Murder	100.0%	61.0%
Rape	53.0%	40.0%
Robbery	50.0%	26.0%
Aggravated Assault	82.0%	54.0%
Violent Crime Index	77.0%	45.0%
Burglary	19.0%	12.0%
Larceny	25.0%	19.0%
Motor Vehicle Theft	25.0%	13.0%
Non-Violent Crime Index	24.0%	17.0%
Total Crime Index	31.0%	xxx%

Note: SLED did not release clearance rates for the State of South Carolina in their 2007 Crime Book Report.

xxx Data unavailable

Source: 2007 Uniform Crime Reports Provided by the U.S. Department of Justice and the South Carolina Law Enforcement Division



Source: 2007 Uniform Crime Reports Provided by the U.S. Department of Justice and the South Carolina Law Enforcement Division

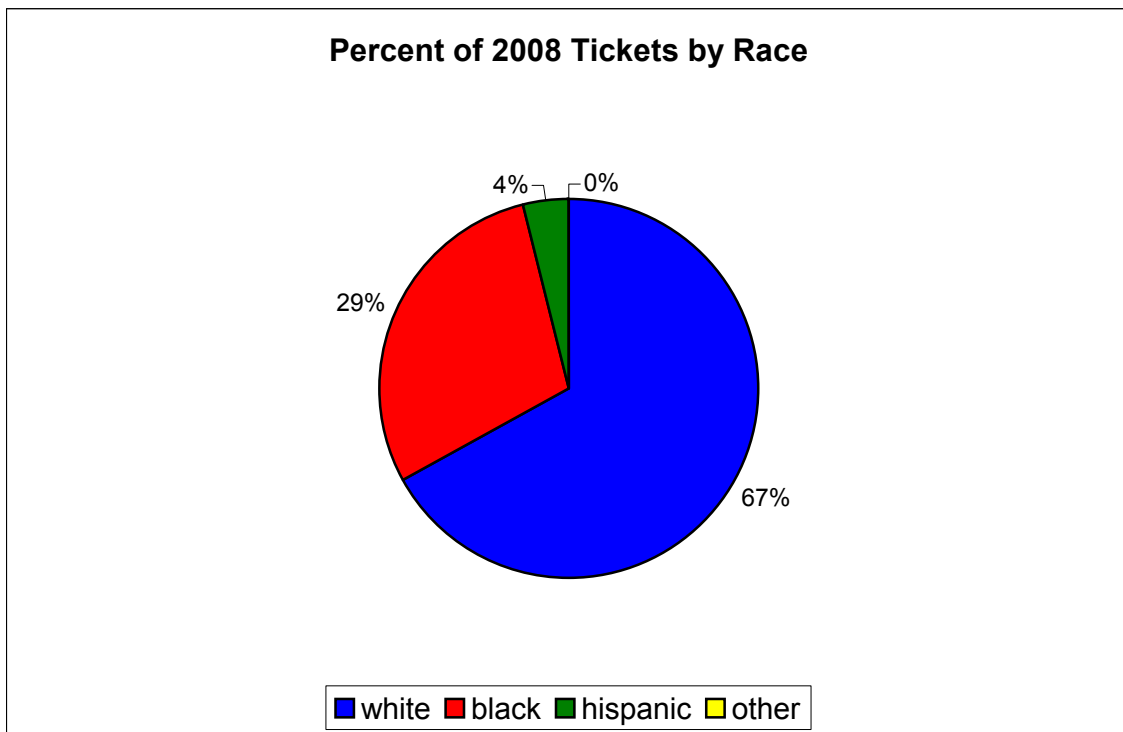
Note: SLED did not release clearance rates for the State of South Carolina in their 2007 Crime Book Report.

Traffic Tickets and Citations

The Georgetown County Sheriff's Office issued 3,665 citations on uniform traffic tickets in 2008. Traffic citations are issued for traffic violations, equipment violations, county ordinance violations, and some misdemeanor crimes. The Georgetown County Sheriff's Office began recording the race and gender of the violators issued citations during the year 2002.

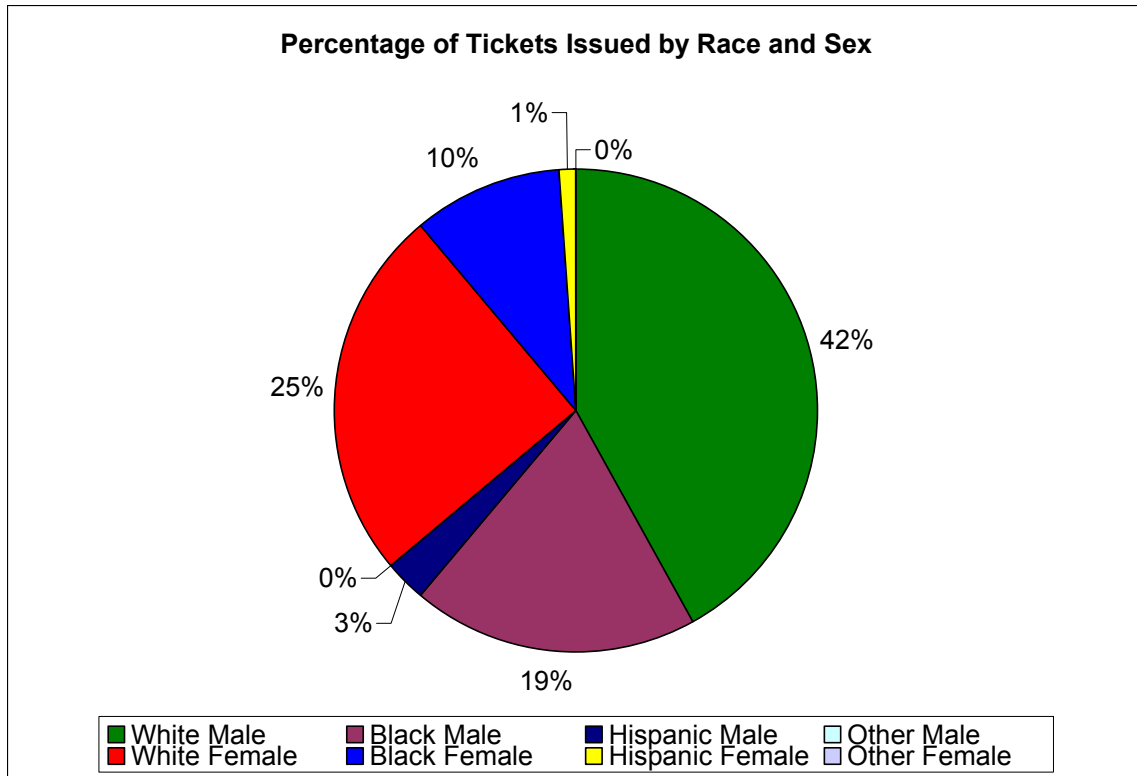
The following is a comparison of the percent of the population in Georgetown County by race according to the 2000 U.S. Census and the percent of traffic citations (tickets) issued by race in 2008.

Race	Population yr 2000*	Number of Tickets
White	59.70%	67.0%
Black	38.60%	29.1%
Hispanic	1.60%	3.5 %
Other	0.80%	0.4 %



Source: Georgetown County Sheriff's Office Traffic Unit

The next graph compares the number of citations issued by the Georgetown County Sheriff's Office in 2008 by race and sex.



Source: Georgetown County Sheriff's Office Traffic Unit

Warrant Unit Statistics

Warrants Received for Service

The Warrants Division received 3,315 arrest warrants to be served in 2008. The following is a list of the type and number of arrest warrants received in 2008:

	Received
Family Court Bench Warrants	420
Family Court Bench –DSS Warrants	00
General Sessions Court Bench Warrants	150
Georgetown County Criminal Warrants	885
Magistrate Bench Warrants	639
Other Jurisdiction Warrants	319
Violation of Check Law Warrants	893
Other Types of Warrants not Listed	<u>09</u>
Total Warrants Received	3,315

Source: Georgetown County Sheriff's Office Visions Computer Software

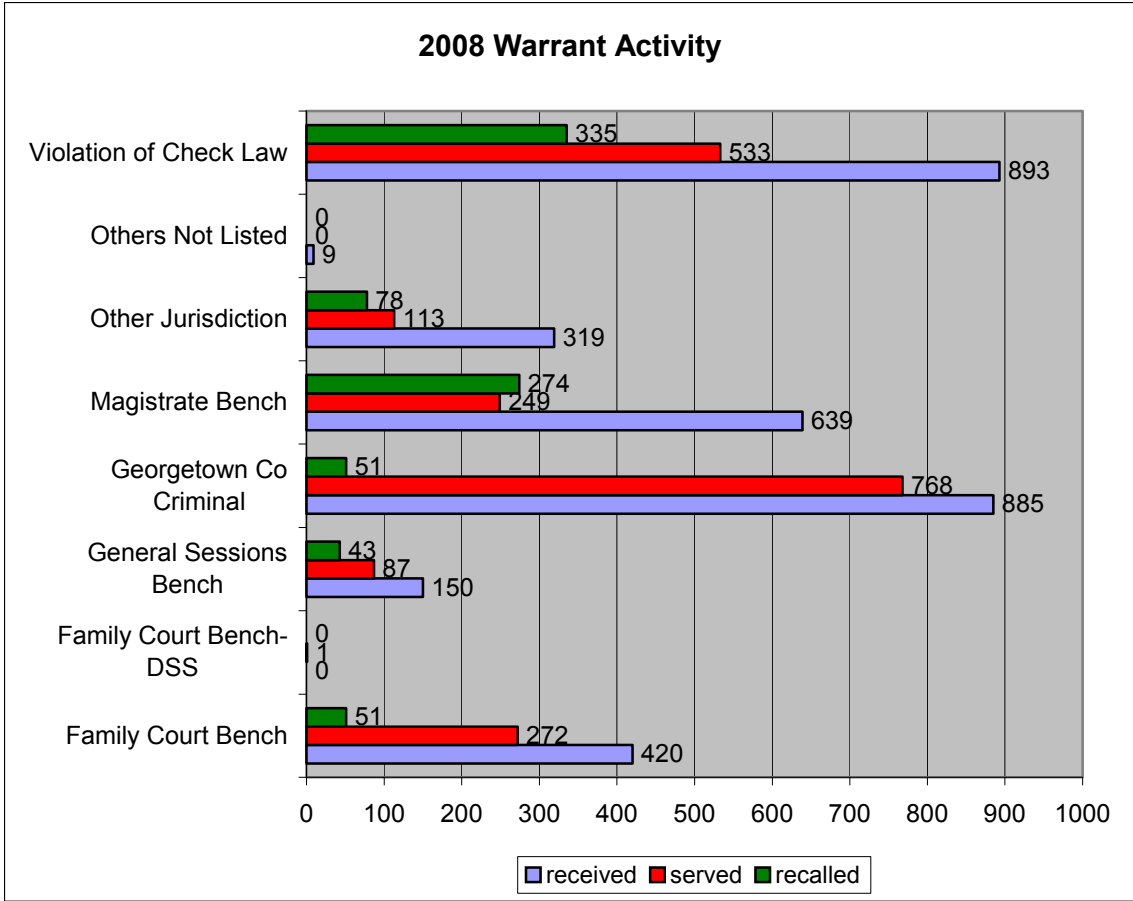
Warrant Service

The Georgetown County Sheriff's Office and the Warrants Division served **2,025*** arrest warrants and recalled 832* arrest warrants in 2008. The following are the number and type of arrest warrants served and recalled:

	Served	Recalled
Family Court Bench Warrants	272*	51*
Family Court Bench –DSS Warrants	01*	0*
General Sessions Court Bench Warrants	87*	43*
Georgetown County Criminal Warrants	768*	51*
Magistrate Bench Warrants	249*	274*
Other Jurisdiction Warrants	113*	78*
Violation of Check Law Warrants	533*	335*
Other Types of Warrants not Listed	<u>02*</u>	<u>0*</u>
Total 2008 Warrants Received and Recalled	2,025*	832*

(*) Numbers do not include warrants issued before July 1999

Source: Georgetown County Sheriff's Office Visions Computer Software



Note: The number of warrants served does not include warrants that were received by the GCSO before July 1999 and served in 2008.

Source: Georgetown County Sheriff's Office Visions Computer Software

Drug Enforcement Unit Statistics

The Georgetown County Sheriff's Office investigated 287 incidents of illegal drug activity in 2008. 310 records of seized or recovered illegal drugs were reported. Below is a list of type and amount of drugs seized:

102 records of Marijuana	Approximately	2.31	lbs
107 records of Crack Cocaine	Approximately	293.28	gm
31 records of Cocaine	Approximately	631.86	gm
36 records of Heroin	Approximately	59.95	gm
34 records of other types	Various types of measurements		

Source: Georgetown County Sheriff's Office Visions Computer Software

Litter Control and Enforcement Statistics

The Litter Control and Enforcement Unit responded to 840 complaints involving litter and illegal dumping. The unit worked with violators and landowners to have numerous areas cleaned-up throughout the county. Forty-six (46) complaints required violations to be written.

The Georgetown County Sheriff's Office Inmate Litter Control Crew collected 56.71 tons of litter along roadways and public lands in 2008.

Animal Control Statistics

In 2008, the GCSO Animal Control Unit responded to 2,215 calls for service and transported 567 animals to the Humane Society. Sixteen (16) complaints required violations to be written.

Juvenile Crimes

Juveniles were identified as suspects in 475 cases in 2008. 369 cases cleared by arrest or ex-cleared by the Georgetown County Sheriff's Office involved juvenile subjects.

Office of Professional Standards Statistics

The Office of Professional Standards (OPS) investigated 29 complaints against Georgetown County Sheriff's Office Personnel in 2008. The investigations resulted in the following findings:

Not involved	2
Unfounded	21
Not sustained	0
Exonerated	0
Sustained	6
Investigation Current	<u>0</u>
Total	29

Georgetown County Sheriff's Office Command Staff also reviewed "Use of Force/Pursuit" reports to ensure that the actions were legal and complied with Sheriff's Office Policy and Procedures.

Georgetown County Emergency Communications Center

The Georgetown County Sheriff's Office manages the Emergency Communications Center which dispatches for all emergency services in Georgetown County. Below is the total number of calls dispatched for all agencies.

Total Calls--By Agency 2008

<u>Agency</u>	<u>Total Calls</u>
Georgetown Co. Sheriff's Office	38,300
Pawleys Island PD	733
Georgetown City PD	17,625
Andrews PD	4,663
Georgetown EMS	6,368
Midway Rescue	1,502
MIGC Rescue	1,230
Midway Fire	2,836
Georgetown Co. Fire	5,236
MIGC Fire	2,681
Georgetown City Fire	1,884
Andrews Fire	<u>225</u>
Total	83,283

Georgetown County Sheriff's Office Detention Center Statistics

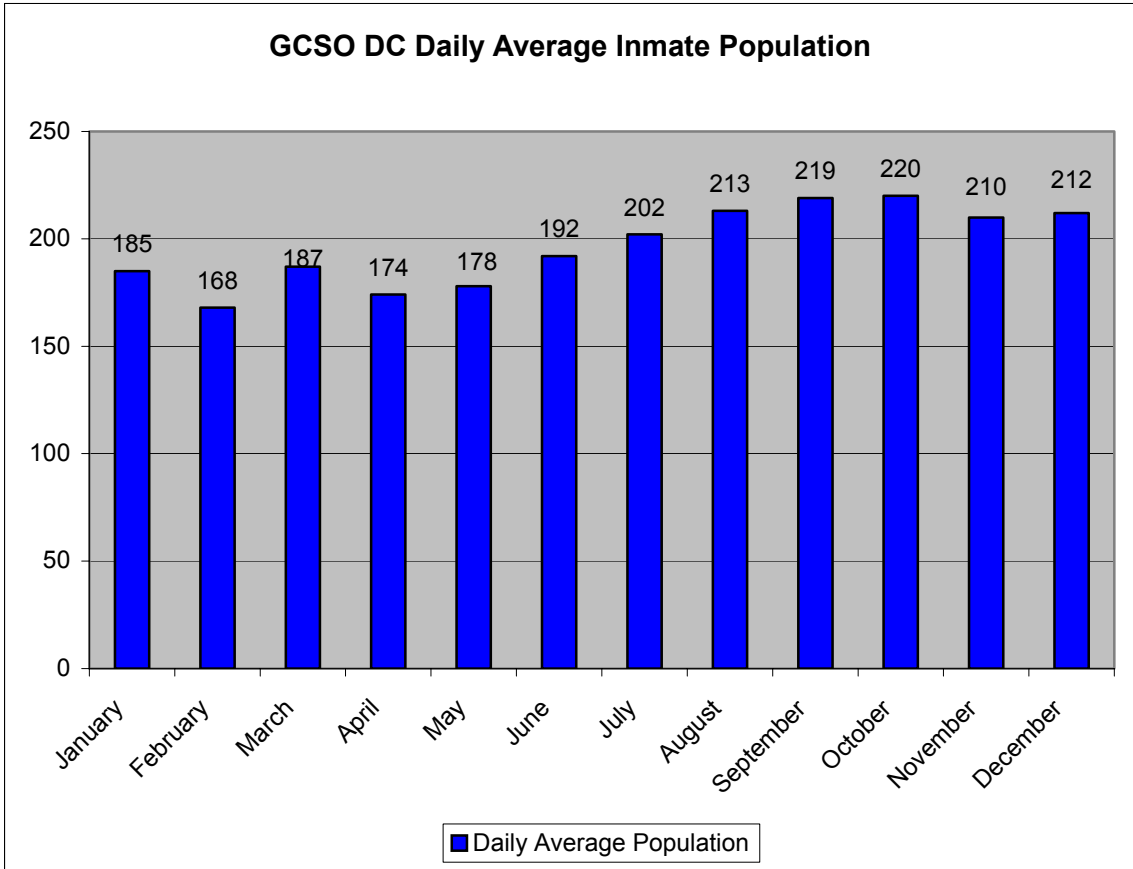
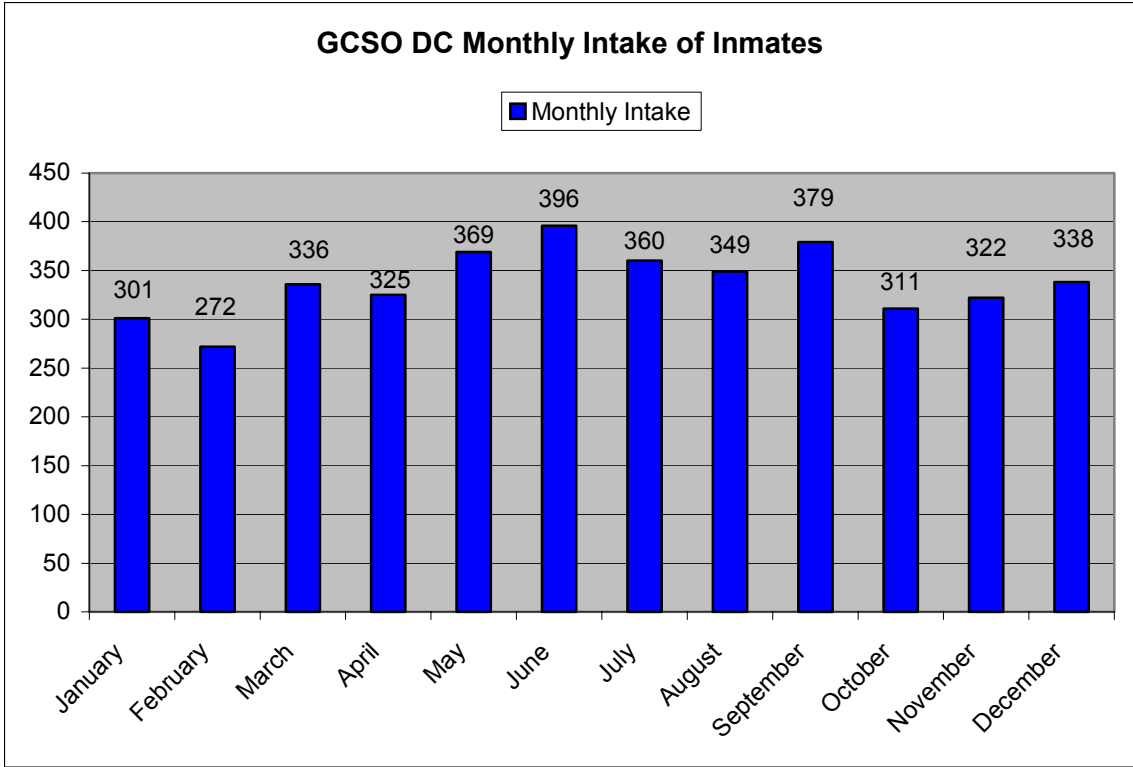
The Georgetown County Sheriff's Office (GCSO) Detention Center received and booked 4,058 inmates in 2008, a 6.5% increase over 2007, for a daily average population of 197 inmates a day. The GCSO Detention Center also housed state and federal prisoners, averaging 34 state inmates a month and 16 federal inmates a month.

Below is the breakdown of the monthly intake of inmates and daily average population (by month):

	<u>Monthly Intake</u>	<u>Daily Average Population</u>
January	301	185
February	272	168
March	336	187
April	325	174
May	369	178
June	396	192
July	360	202
August	349	213
September	379	219
October	311	220
November	322	210
December	338	212

Total inmate intake in 2008: **4,058**

Source: GCSO Detention Center



Source: GCSO Detention Center

VI. Year 2009 Outlook

The Georgetown County Sheriff's Office will continue to provide effective law enforcement with the available resources. The Sheriff's Office is committed to meeting the following challenges:

- Provide efficient and effective law enforcement services
- Continue to generate a high level of crime clearance rates
- Maintain low numbers of traffic fatalities through traffic enforcement
- Continue to manage the budget by practices which promote fiscal responsibility
- Continue the safe schools program
- Maintain high levels of drug enforcement by continuing partnerships with local, state, and federal agencies
- Maintain the litter enforcement and clean up program throughout the county
- Continue to expand the Community Oriented Policing (C.O.P.S.) Program by continuing to have all deputies perform C.O.P.S. duties
- Maintain readiness for hurricanes and other natural and man-made disasters
- Continue to manage the Homeland Security Program for Georgetown County
- Continue gang awareness and enforcement programs
- Provide security at the new Judicial Center

The Georgetown County Sheriff's Office will meet the above challenges with the assistance and support of the citizens and government of Georgetown County.